

Scaled data based on original data using  
LM-79-08 Approved Method: Electrical and Photometric Measurements of Solid-  
State Lighting Products

Test Report Prepared for  
Cooper Lighting Solutions  
(formerly Eaton)

Brand: McGRAW-EDISON

Report Number: P228315

Luminaire Tested: **ISS-AF-600-LED-E1-SL4-ULG**

Issue Date: 3/3/2020

**Test Information**

Test Method: LM-79-08  
Report Number: P228315  
TEST IS SCALED FROM IESNA LM-79-08 TEST DATA (P29763)-DOWNLIGHT AND  
Test Lab: INNOVATION CENTER-P2  
Issue Date: 3/3/2020  
Manufacturer: COOPER LIGHTING SOLUTIONS (FORMERLY EATON)  
Product Line: MCGRAW-EDISON  
Catalog Number: ISS-AF-600-LED-E1-SL4-ULG  
Description: IMPACT ELITE LED QUATER SPHERE LUMINAIRE WITH UPLIGHT  
LIGHT SQUARE WITH ACCULED OPTICS-TYPE IV W/SPILL CONTROL, WITH UPLIGHT  
GLOW  
Light Source: (16) 4000K CCT, 70 CRI LEDs and (1) UPLIGHT LED  
Ballast/Driver: ELECTRONIC DRIVER

**Summary**

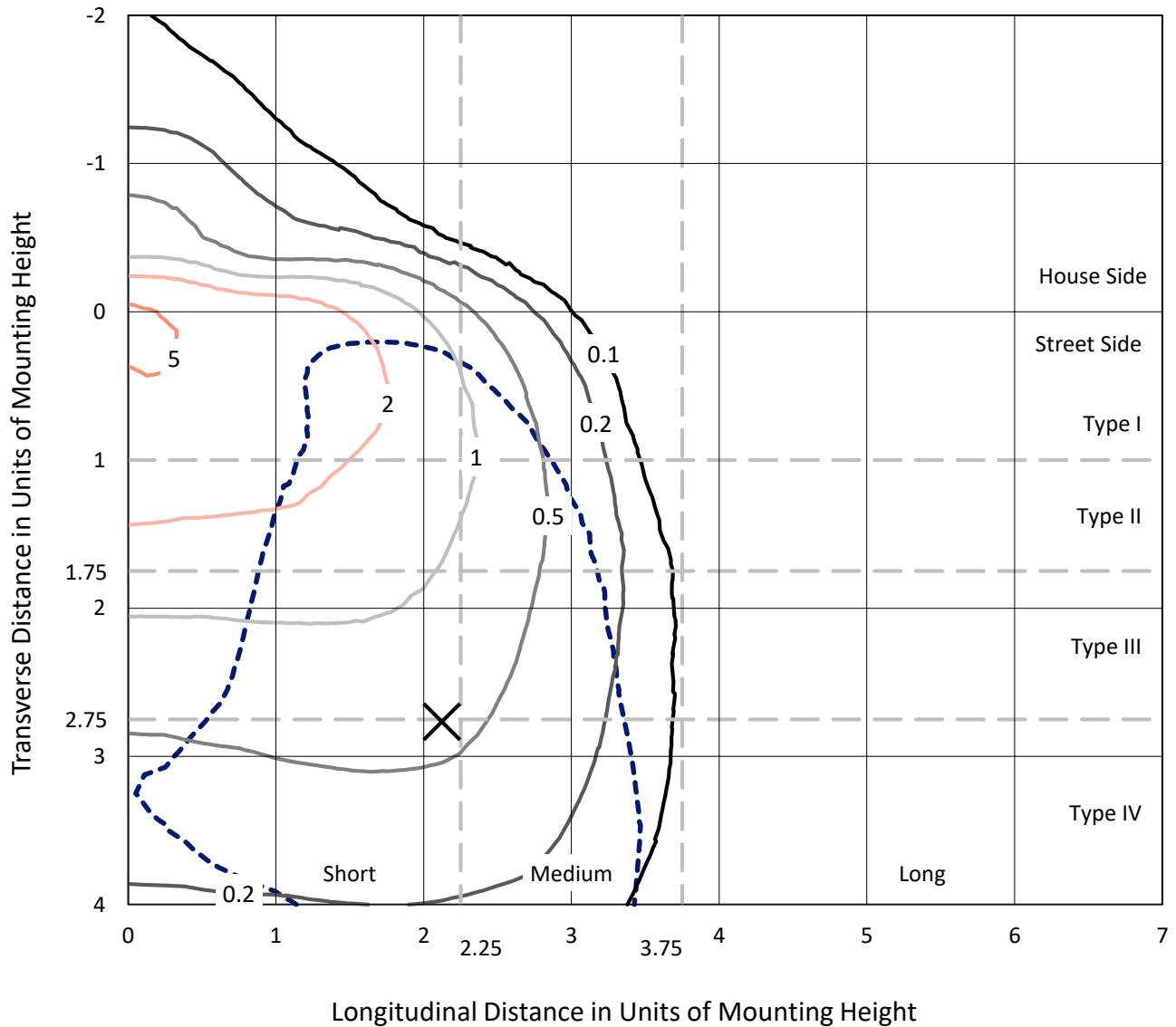
Lumens per Lamp: N/A  
Luminaire Lumens: 4994.2 lumens  
Efficiency: N/A  
Efficacy: 99.1 lumens/watt  
Luminous Opening: Rectangular w/ Sides (W: 0.5' x L: 0.5' x H: 0.54')  
IES Classification: Type IV - Short - Non-Cutoff  
BUG Rating: B1 - U5 - G1  
  
Input Watts (W): 50.4  
Input Voltage (V): 120  
Input Current (Ain): NR  
Voltage Rise (V): NR  
Power Factor: NR  
Total Harmonic Distortion (THDi): NR  
Frequency (hertz): 60  
Stabilization Time: NR  
Operation Time: NR  
Ambient Temperature (°C): NR  
Test Distance: 25 FT



REPORT NUMBER: P228315  
 CATALOG NUMBER: ISS-AF-600-LED-E1-SL4-ULG

### Iso-Footcandle Lines of Horizontal Illumination

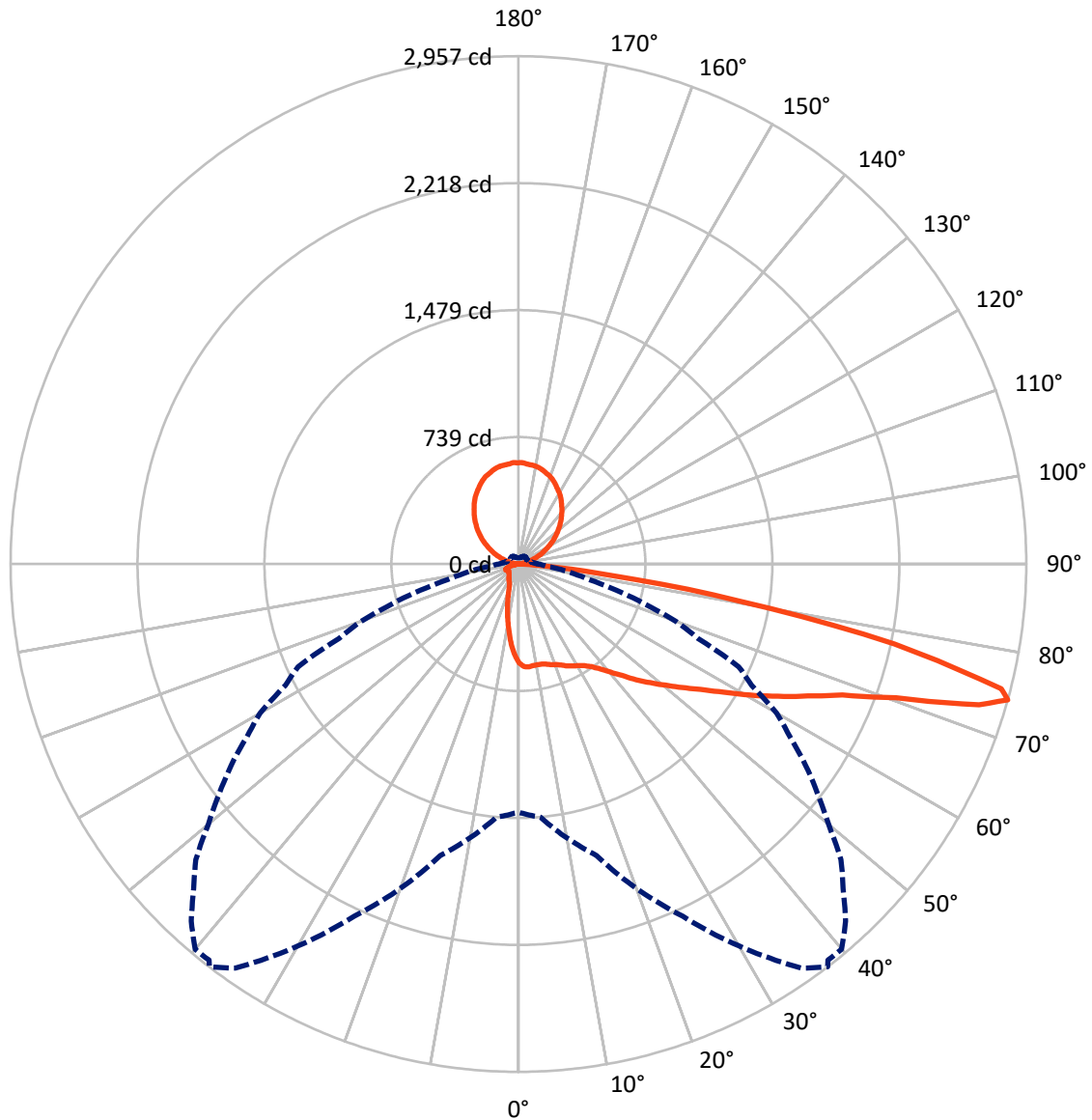
✕ Max cd  
 - - - 1/2 Max cd



Based on 10 foot mounting height. Maximum calculated value = 6.1 fc  
 Type IV - Short - Non-Cutoff

REPORT NUMBER: P228315  
CATALOG NUMBER: ISS-AF-600-LED-E1-SL4-ULG

### Luminous Intensity Polar Plot



— Vertical Plane Through 37.5-Deg Lateral    - - - Horizontal Cone Through 74-Deg Vertical

REPORT NUMBER: P228315

CATALOG NUMBER: ISS-AF-600-LED-E1-SL4-ULG

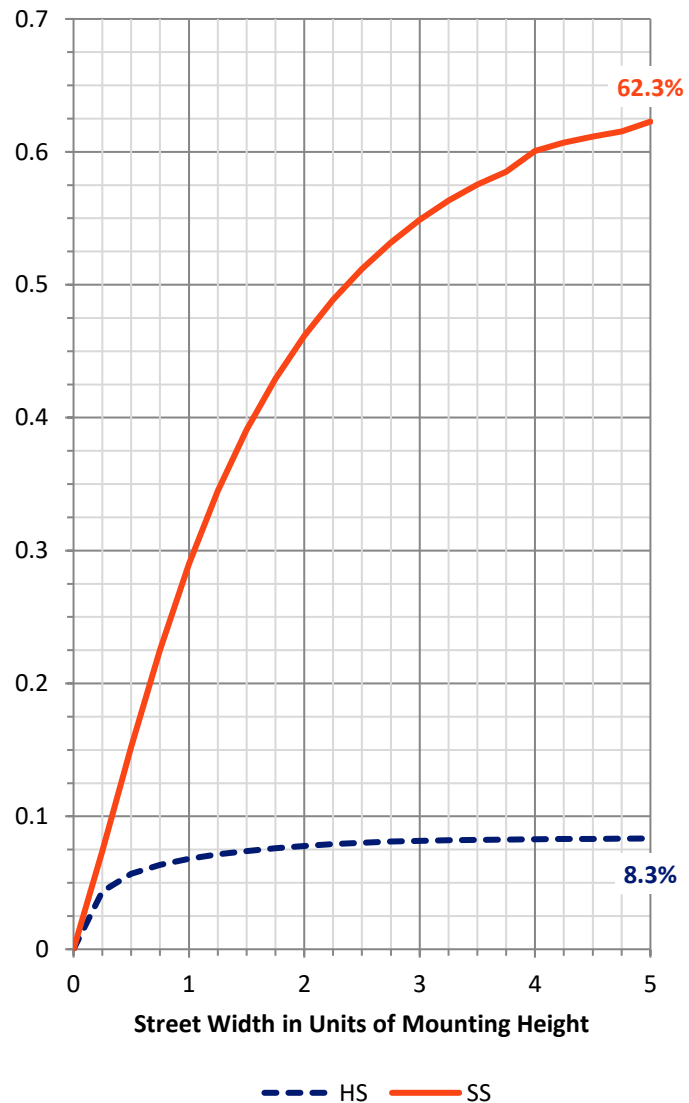
**FLUX DISTRIBUTION:**

		Downward	Upward	Total
<b>House Side</b>	Lumens	419.2	729.4	1148.6
	% Fixture	8.4	14.6	23.0
<b>Street Side</b>	Lumens	3116.1	729.4	3845.6
	% Fixture	62.4	14.6	77.0
<b>Total</b>	Lumens	3535.3	1458.9	4994.2
	% Fixture	70.8	29.2	100.0

**Coefficient of Utilization**

**ZONAL LUMENS:**

Zone	Lumens	% Fixture
0°-10°	50.2	1.0
10°-20°	127.9	2.6
20°-30°	198.3	4.0
30°-40°	294.1	5.9
40°-50°	452.4	9.1
50°-60°	668.7	13.4
60°-70°	891.4	17.8
70°-80°	769.4	15.4
80°-90°	82.8	1.7
90°-100°	4.8	0.1
100°-110°	70.6	1.4
110°-120°	156.6	3.1
120°-130°	229.0	4.6
130°-140°	271.7	5.4
140°-150°	275.5	5.5
150°-160°	236.4	4.7
160°-170°	158.7	3.2
170°-180°	55.6	1.1
0°-90°	3535.3	70.8
0°-180°	4994.2	100.0



REPORT NUMBER: P228315

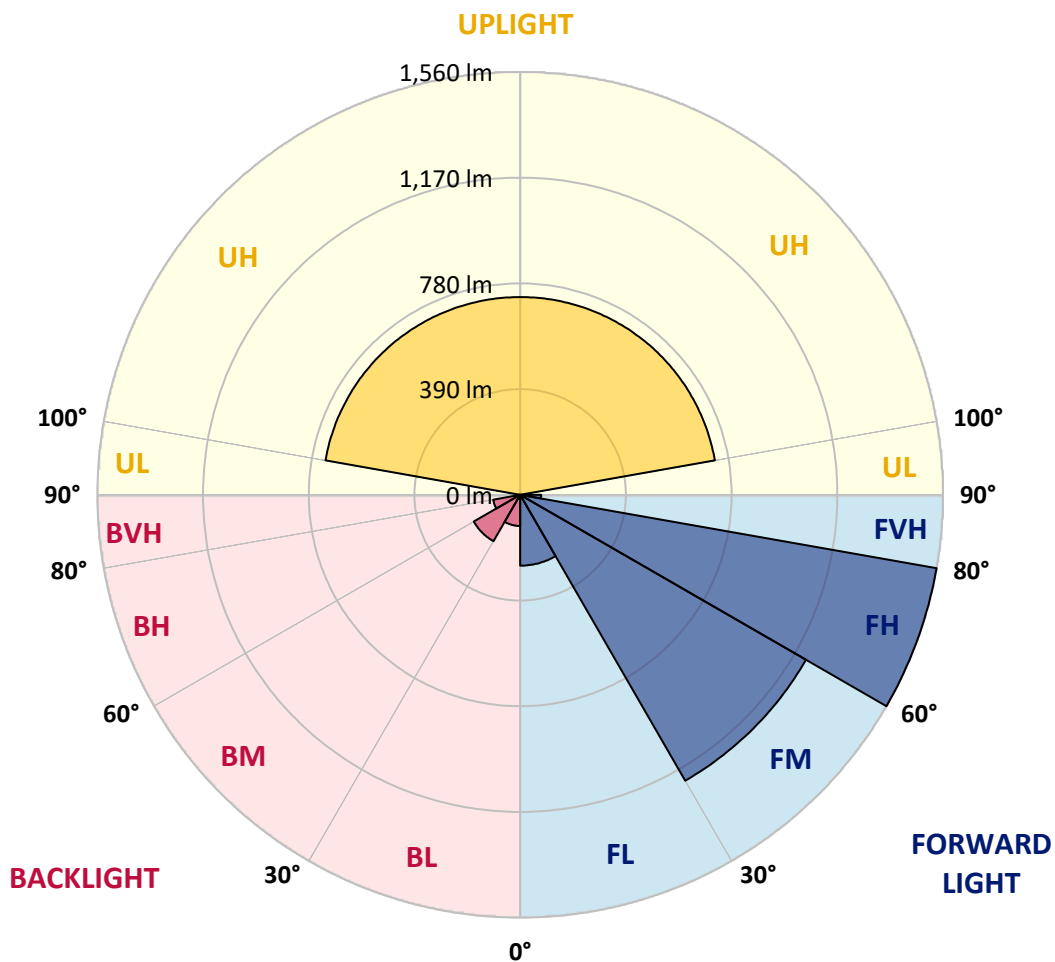
CATALOG NUMBER: ISS-AF-600-LED-E1-SL4-ULG

**LUMINAIRE CLASSIFICATION SYSTEM LUMEN TABLE AND BUG RATING:**

Zone		Lumens	% Fixture	Zone Rating/Lumen Limit		
				B	U	G
FL	(0°-30°)	261.4	5.2			
FM	(30°-60°)	1217.6	24.4			
FH	(60°-80°)	1559.8	31.2			G1/1800
FVH	(80°-90°)	77.3	1.5			G1/100
BL	(0°-30°)	115.1	2.3	B1/500		
BM	(30°-60°)	197.6	4.0	B0/220		
BH	(60°-80°)	101.1	2.0	B0/110		G0/110
BVH	(80°-90°)	5.4	0.1			G0/10
UL	(90°-100°)	4.8	0.1		U1/10	
UH	(100°-180°)	729.4	14.6		U4/1000	

**BUG Rating: B1-U5-G1**

Type IV Short





REPORT NUMBER: P228315

CATALOG NUMBER: ISS-AF-600-LED-E1-SL4-ULG

**CANDELA DISTRIBUTION (FULL):**

	0°	5°	15°	25°	35°	37.5°	38°	40°	42.5°	45°	47.5°
0°	576.9	576.9	576.9	576.9	576.9	576.9	576.9	576.9	576.9	576.9	576.9
2.5°	609.9	608.6	606.0	604.7	602.0	598.0	602.0	596.7	594.0	596.7	591.5
5°	620.5	619.2	616.5	611.2	608.6	602.0	606.0	599.3	598.0	600.7	594.0
7.5°	621.7	619.2	615.2	608.6	606.0	598.0	600.7	592.8	590.1	592.8	588.8
10°	617.9	616.5	612.5	602.0	599.3	596.7	595.4	590.1	588.8	587.5	586.2
12.5°	611.2	611.2	608.6	604.7	603.3	598.0	599.3	594.0	595.4	592.8	590.1
15°	608.6	607.2	609.9	612.5	612.5	604.7	609.9	606.0	603.3	604.7	600.7
17.5°	606.0	607.2	616.5	621.7	624.4	616.5	624.4	616.5	611.2	617.9	611.2
20°	604.7	608.6	624.4	636.3	637.6	624.4	637.6	624.4	624.4	632.4	620.5
22.5°	611.2	617.9	640.3	653.5	656.1	638.9	654.8	637.6	637.6	644.3	632.4
25°	632.4	638.9	664.0	678.5	676.0	657.5	672.0	654.8	653.5	661.4	645.6
27.5°	660.1	669.3	693.0	706.2	697.0	672.0	693.0	668.0	668.0	679.9	658.8
30°	699.7	706.2	727.4	728.8	716.9	686.5	710.2	682.5	678.5	699.7	673.3
32.5°	743.3	748.5	764.3	755.1	738.0	706.2	734.0	701.0	699.7	722.1	691.7
35°	789.4	794.7	800.0	784.2	768.3	734.0	764.3	731.4	730.1	755.1	726.1
37.5°	837.0	837.0	837.0	818.5	807.9	774.9	802.6	776.2	773.7	800.0	772.3
40°	875.2	877.9	873.9	856.8	851.5	827.8	851.5	827.8	831.7	855.5	833.0
42.5°	906.9	909.6	910.9	896.4	901.6	888.4	906.9	889.8	891.1	917.5	904.3
45°	938.7	937.3	947.9	943.9	959.7	961.1	971.6	965.1	967.7	987.5	983.5
47.5°	971.6	965.1	976.9	994.1	1023.2	1032.4	1039.0	1041.6	1052.2	1061.4	1070.6
50°	1003.3	996.8	1004.6	1042.9	1089.1	1109.0	1110.2	1123.4	1135.4	1148.6	1167.0
52.5°	1036.4	1031.0	1039.0	1093.1	1167.0	1194.7	1190.8	1213.2	1230.4	1244.9	1275.3
55°	1070.6	1065.4	1073.3	1153.8	1250.1	1288.5	1284.5	1316.2	1349.2	1354.5	1388.8
57.5°	1103.7	1097.0	1119.5	1225.1	1349.2	1407.3	1388.8	1437.7	1469.4	1466.7	1514.2
60°	1139.3	1134.0	1169.6	1312.2	1473.3	1548.5	1520.8	1585.5	1608.0	1598.7	1643.6
62.5°	1173.6	1172.3	1231.7	1413.9	1623.8	1696.4	1671.3	1728.1	1743.9	1732.1	1754.5
65°	1205.3	1213.2	1299.0	1515.5	1769.0	1852.2	1817.9	1874.7	1893.1	1883.9	1922.1
67.5°	1258.1	1267.3	1382.2	1644.9	1948.5	2034.3	2005.3	2064.7	2092.4	2089.8	2132.0
70°	1336.0	1353.2	1505.0	1828.4	2221.8	2331.4	2315.6	2388.2	2455.5	2450.2	2492.4
72.5°	1471.9	1499.6	1707.0	2113.5	2670.7	2804.0	2785.5	2826.4	2814.5	2718.2	2640.3
74°	1445.5	1479.9	1757.1	2262.8	2872.7	2957.1	2926.8	2928.1	2819.9	2673.3	2547.9
75°	1349.2	1384.9	1684.5	2244.3	2858.1	2904.4	2860.8	2806.7	2675.9	2526.8	2372.3
77.5°	925.5	971.6	1238.3	1812.6	2301.0	2237.7	2227.1	2124.2	1951.2	1783.5	1585.5
80°	473.9	507.0	640.3	947.9	1365.0	1301.7	1322.8	1239.6	1095.7	974.3	772.3
82.5°	113.5	121.4	188.7	367.0	591.5	541.2	549.2	485.8	402.6	328.7	254.8
85°	59.4	67.3	92.4	101.7	155.8	161.0	157.1	151.8	124.1	104.3	91.0
87.5°	0.0	0.0	0.0	2.7	1.3	0.0	1.3	0.0	0.0	1.3	2.7
90°	0.0	0.0	0.0	0.0	0.0	0.0	0.0	0.0	0.0	0.0	0.0
92.5°	0.0	0.0	0.0	0.0	0.0	0.0	0.0	0.0	0.0	0.0	0.0
95°	1.0	1.0	1.0	1.0	1.0	1.0	1.0	1.0	1.0	1.0	1.0
97.5°	2.0	2.0	2.0	3.1	4.1	5.3	5.6	6.6	8.0	9.2	10.2
100°	8.2	8.2	10.2	14.3	22.5	24.6	25.0	26.6	28.6	30.7	31.2
102.5°	28.6	28.6	32.7	38.9	46.0	47.3	47.6	48.6	49.9	51.1	51.4
105°	55.2	55.2	57.3	62.4	67.5	68.5	68.7	69.6	70.6	71.6	71.8
107.5°	79.8	78.8	81.8	85.9	90.0	90.8	90.9	91.6	92.3	93.1	93.6



REPORT NUMBER: P228315

CATALOG NUMBER: ISS-AF-600-LED-E1-SL4-ULG

**CANDELA DISTRIBUTION (continued):**

	0°	5°	15°	25°	35°	37.5°	38°	40°	42.5°	45°	47.5°
110°	103.3	104.3	105.4	108.4	112.5	113.0	113.1	113.5	114.1	114.6	115.1
112.5°	126.8	126.8	128.9	132.0	135.0	135.5	135.6	136.1	136.6	137.1	137.6
115°	149.4	150.4	152.4	154.5	157.5	158.0	158.1	158.6	159.1	159.6	160.1
117.5°	172.9	173.9	175.9	178.0	181.1	181.6	181.7	182.1	182.6	183.1	183.3
120°	197.4	199.5	200.5	202.5	205.6	205.8	205.9	206.1	206.4	206.6	207.1
122.5°	224.0	225.0	226.1	228.1	231.2	231.4	231.5	231.7	232.0	232.2	232.4
125°	249.6	251.6	252.7	253.7	256.8	257.0	257.1	257.3	257.6	257.8	258.0
127.5°	273.1	275.2	276.2	278.2	280.3	280.8	280.9	281.3	281.8	282.3	282.8
130°	296.7	298.7	299.7	300.7	304.8	305.0	305.1	305.4	305.7	305.9	306.4
132.5°	320.2	321.2	324.3	325.3	328.4	328.6	328.7	328.9	329.2	329.4	330.2
135°	343.7	344.7	346.8	348.8	352.9	352.9	352.9	352.9	352.9	352.9	353.7
137.5°	367.2	368.3	371.3	372.4	375.4	375.4	375.4	375.4	375.4	375.4	375.9
140°	390.8	391.8	393.8	394.9	396.9	397.1	397.2	397.4	397.7	397.9	398.1
142.5°	413.3	415.3	417.4	416.3	419.4	419.4	419.4	419.4	419.4	419.4	419.9
145°	434.8	435.8	437.8	437.8	440.9	441.1	441.2	441.4	441.7	441.9	442.4
147.5°	454.2	454.2	457.3	458.3	462.4	462.6	462.7	462.9	463.2	463.4	463.6
150°	471.6	472.6	474.6	475.7	479.8	480.0	480.1	480.3	480.6	480.8	481.0
152.5°	490.0	491.0	494.1	493.1	496.1	496.3	496.4	496.6	496.9	497.2	497.4
155°	510.5	511.5	513.5	512.5	514.5	514.5	514.5	514.5	514.5	514.5	514.7
157.5°	524.8	526.8	528.9	527.8	530.9	530.9	530.9	530.9	530.9	530.9	530.9
160°	537.0	539.1	541.1	541.1	544.2	544.2	544.2	544.2	544.2	544.2	544.2
162.5°	547.3	548.3	551.4	550.3	553.4	553.4	553.4	553.4	553.4	553.4	553.6
165°	558.5	559.6	561.6	560.6	564.7	564.7	564.7	564.7	564.7	564.7	564.9
167.5°	567.7	568.8	571.8	570.8	573.9	573.7	573.6	573.4	573.1	572.9	572.9
170°	574.9	575.9	579.0	578.0	580.0	579.8	579.7	579.5	579.2	579.0	578.8
172.5°	578.0	579.0	582.1	580.0	582.1	581.9	581.8	581.5	581.2	581.0	581.2
175°	580.0	582.1	583.1	582.1	585.1	585.1	585.1	585.1	585.1	585.1	585.3
177.5°	585.1	586.2	588.2	587.2	591.3	591.1	591.0	590.8	590.4	590.2	590.2
180°	589.2	589.2	589.2	589.2	589.2	589.2	589.2	589.2	589.2	589.2	589.2





REPORT NUMBER: P228315

CATALOG NUMBER: ISS-AF-600-LED-E1-SL4-ULG

**CANDELA DISTRIBUTION (continued):**

	50°	52.5°	55°	57.5°	60°	62.5°	65°	67.5°	70°	72.5°	75°
0°	576.9	576.9	576.9	576.9	576.9	576.9	576.9	576.9	576.9	576.9	576.9
2.5°	595.4	592.8	595.4	587.5	591.5	584.8	587.5	580.8	583.5	578.3	579.5
5°	598.0	591.5	595.4	588.8	590.1	584.8	583.5	580.8	579.5	575.6	573.0
7.5°	591.5	586.2	584.8	582.2	578.3	579.5	574.3	573.0	569.0	569.0	561.1
10°	584.8	586.2	578.3	580.8	574.3	575.6	566.3	569.0	562.4	567.6	555.8
12.5°	590.1	591.5	584.8	588.8	576.9	579.5	571.6	575.6	566.3	573.0	558.4
15°	602.0	600.7	598.0	598.0	586.2	591.5	582.2	584.8	575.6	583.5	567.6
17.5°	612.5	611.2	607.2	606.0	598.0	599.3	590.1	595.4	584.8	591.5	575.6
20°	624.4	617.9	616.5	615.2	606.0	606.0	599.3	602.0	591.5	599.3	580.8
22.5°	633.7	628.4	627.1	621.7	615.2	617.9	608.6	609.9	599.3	607.2	591.5
25°	648.2	641.6	641.6	633.7	629.7	628.4	623.1	627.1	616.5	621.7	607.2
27.5°	668.0	653.5	658.8	650.8	648.2	646.9	644.3	646.9	638.9	642.9	628.4
30°	686.5	668.0	676.0	665.3	670.6	665.3	669.3	665.3	665.3	665.3	658.8
32.5°	711.6	689.2	704.9	689.2	699.7	691.7	704.9	697.0	702.4	701.0	698.4
35°	747.2	720.8	743.3	722.1	740.6	730.1	748.5	744.6	755.1	749.8	755.1
37.5°	794.7	767.0	793.4	773.7	796.1	780.2	806.6	803.9	826.4	818.5	826.4
40°	854.2	834.3	854.2	839.6	863.4	856.8	884.5	885.9	910.9	906.9	916.2
42.5°	920.1	905.6	925.5	917.5	941.3	946.5	978.2	986.1	1010.0	1016.5	1017.8
45°	991.4	988.8	1004.6	1012.5	1036.4	1052.2	1079.9	1099.7	1126.1	1140.6	1137.9
47.5°	1074.6	1085.1	1095.7	1115.5	1136.7	1169.6	1197.4	1222.4	1252.8	1262.1	1266.0
50°	1168.3	1186.8	1196.0	1223.8	1244.9	1285.8	1324.1	1355.8	1388.8	1384.9	1387.5
52.5°	1267.3	1291.1	1304.4	1337.3	1365.0	1412.6	1445.5	1475.9	1516.8	1506.3	1502.3
55°	1376.9	1412.6	1423.1	1460.1	1483.9	1532.7	1561.7	1614.5	1631.7	1621.2	1598.7
57.5°	1493.1	1535.3	1547.2	1597.3	1609.3	1662.1	1687.2	1722.9	1737.3	1720.2	1691.1
60°	1625.2	1663.4	1672.6	1717.5	1733.4	1782.2	1800.7	1832.4	1842.9	1800.7	1759.8
62.5°	1757.1	1796.7	1802.0	1841.6	1857.5	1899.7	1920.8	1939.3	1934.0	1872.0	1820.5
65°	1907.6	1946.0	1959.2	1998.7	2008.0	2039.7	2056.8	2035.7	2023.8	1930.1	1872.0
67.5°	2146.6	2187.5	2192.8	2202.0	2200.7	2184.8	2176.9	2104.3	2051.5	1878.5	1795.4
70°	2460.8	2430.4	2371.0	2302.4	2252.2	2162.4	2109.6	1960.4	1849.5	1655.4	1515.5
72.5°	2517.6	2418.6	2272.0	2154.5	2033.0	1891.7	1778.3	1552.5	1396.7	1193.4	1045.6
74°	2356.5	2195.5	2041.0	1876.0	1736.0	1530.0	1415.3	1130.1	975.6	769.7	590.1
75°	2162.4	1973.7	1799.4	1589.5	1458.7	1211.9	1103.7	796.1	641.6	456.7	307.6
77.5°	1379.6	1153.8	987.5	744.6	642.9	443.6	324.8	202.0	149.1	130.7	113.5
80°	619.2	440.9	349.8	241.6	202.0	154.5	130.7	105.6	96.4	84.5	80.5
82.5°	198.0	158.5	150.5	134.6	134.6	108.2	92.4	72.6	66.0	56.8	51.5
85°	85.8	80.5	83.2	76.6	77.8	59.4	47.6	35.6	35.6	25.1	22.4
87.5°	2.7	0.0	1.3	0.0	2.7	0.0	1.3	0.0	1.3	0.0	1.3
90°	0.0	0.0	0.0	0.0	0.0	0.0	0.0	0.0	0.0	0.0	0.0
92.5°	0.0	0.0	0.0	0.0	0.0	0.0	0.0	0.0	0.0	0.0	0.0
95°	1.0	1.0	1.0	1.0	1.0	1.0	1.0	1.0	1.0	1.0	1.0
97.5°	11.3	12.3	13.3	11.8	10.2	8.7	7.2	6.6	6.1	5.6	5.1
100°	31.7	32.2	32.7	32.2	31.7	31.2	30.7	29.9	29.2	28.4	27.6
102.5°	51.7	52.0	52.2	52.0	51.7	51.4	51.1	50.6	50.1	49.6	49.1
105°	72.1	72.4	72.6	72.6	72.6	72.6	72.6	72.1	71.6	71.1	70.6
107.5°	94.1	94.6	95.1	94.9	94.6	94.3	94.1	93.9	93.6	93.3	93.1



REPORT NUMBER: P228315

CATALOG NUMBER: ISS-AF-600-LED-E1-SL4-ULG

**CANDELA DISTRIBUTION (continued):**

	50°	52.5°	55°	57.5°	60°	62.5°	65°	67.5°	70°	72.5°	75°
110°	115.6	116.1	116.6	116.6	116.6	116.6	116.6	116.4	116.1	115.8	115.6
112.5°	138.1	138.6	139.1	139.1	139.1	139.1	139.1	138.9	138.6	138.3	138.1
115°	160.6	161.1	161.6	161.6	161.6	161.6	161.6	161.6	161.6	161.6	161.6
117.5°	183.6	183.9	184.1	184.3	184.6	184.9	185.2	184.9	184.6	184.3	184.1
120°	207.7	208.2	208.7	208.7	208.7	208.7	208.7	208.7	208.7	208.7	208.7
122.5°	232.7	233.0	233.2	233.2	233.2	233.2	233.2	233.4	233.7	234.1	234.3
125°	258.3	258.6	258.8	259.0	259.3	259.6	259.8	259.8	259.8	259.8	259.8
127.5°	283.4	283.9	284.4	284.2	283.9	283.6	283.4	283.6	283.9	284.2	284.4
130°	306.9	307.4	307.9	307.9	307.9	307.9	307.9	308.1	308.4	308.7	308.9
132.5°	330.9	331.6	332.5	332.5	332.5	332.5	332.5	332.7	333.0	333.3	333.5
135°	354.5	355.2	356.0	356.0	356.0	356.0	356.0	356.2	356.5	356.8	357.0
137.5°	376.4	377.0	377.5	377.5	377.5	377.5	377.5	377.7	378.0	378.3	378.5
140°	398.4	398.7	399.0	399.0	399.0	399.0	399.0	399.5	400.0	400.5	401.0
142.5°	420.4	420.9	421.5	421.5	421.5	421.5	421.5	421.7	422.0	422.3	422.5
145°	442.9	443.4	444.0	443.8	443.4	443.1	442.9	443.1	443.4	443.8	444.0
147.5°	463.9	464.2	464.4	463.9	463.4	462.9	462.4	462.6	462.9	463.2	463.4
150°	481.3	481.6	481.8	481.3	480.8	480.3	479.8	479.8	479.8	479.8	479.8
152.5°	497.7	498.0	498.2	498.0	497.7	497.4	497.2	497.2	497.2	497.2	497.2
155°	515.1	515.4	515.6	515.4	515.1	514.7	514.5	514.7	515.1	515.4	515.6
157.5°	530.9	530.9	530.9	530.4	529.9	529.4	528.9	529.1	529.4	529.7	529.9
160°	544.2	544.2	544.2	543.7	543.2	542.7	542.2	542.2	542.2	542.2	542.2
162.5°	553.9	554.2	554.4	553.9	553.4	552.9	552.4	551.9	551.4	550.9	550.3
165°	565.2	565.5	565.7	564.9	564.2	563.4	562.6	562.1	561.6	561.1	560.6
167.5°	572.9	572.9	572.9	572.3	571.8	571.3	570.8	571.0	571.3	571.6	571.8
170°	578.5	578.2	578.0	577.8	577.5	577.1	576.9	577.5	578.0	578.5	579.0
172.5°	581.5	581.9	582.1	581.5	581.0	580.5	580.0	580.2	580.5	580.8	581.0
175°	585.6	585.9	586.2	585.3	584.6	583.9	583.1	582.6	582.1	581.5	581.0
177.5°	590.2	590.2	590.2	589.4	588.7	588.0	587.2	587.2	587.2	587.2	587.2
180°	589.2	589.2	589.2	589.2	589.2	589.2	589.2	589.2	589.2	589.2	589.2



REPORT NUMBER: P228315

CATALOG NUMBER: ISS-AF-600-LED-E1-SL4-ULG

**CANDELA DISTRIBUTION (continued):**

	77.5°	80°	85°	90°	95°	100°	102.5°	105°	107.5°	110°	112.5°
0°	576.9	576.9	576.9	576.9	576.9	576.9	576.9	576.9	576.9	576.9	576.9
2.5°	574.3	576.9	575.6	570.3	569.0	565.0	555.8	557.1	551.8	555.8	549.2
5°	569.0	567.6	562.4	555.8	549.2	541.2	534.7	532.0	526.7	524.1	520.2
7.5°	561.1	555.8	546.6	536.0	526.7	516.2	510.9	501.7	499.0	489.8	488.5
10°	558.4	549.2	538.6	525.4	509.5	493.8	492.4	476.6	475.3	460.7	456.7
12.5°	563.7	551.8	538.6	522.8	504.3	481.8	481.8	458.1	456.7	437.0	430.4
15°	574.3	559.8	542.6	524.1	500.3	472.6	471.3	443.6	440.9	417.2	409.3
17.5°	583.5	563.7	547.9	522.8	495.1	463.4	456.7	429.0	423.8	396.1	385.4
20°	590.1	567.6	549.2	520.2	485.8	448.9	439.6	410.6	398.6	370.9	356.4
22.5°	598.0	576.9	551.8	518.8	480.6	437.0	417.2	390.8	373.6	344.5	324.8
25°	609.9	591.5	561.1	522.8	476.6	425.1	398.6	370.9	347.2	318.1	289.1
27.5°	628.4	609.9	574.3	528.0	475.3	413.2	384.1	349.8	320.8	289.1	256.1
30°	654.8	634.9	596.7	542.6	476.6	404.0	368.4	331.3	297.1	260.0	225.8
32.5°	689.2	673.3	625.7	558.4	481.8	396.1	353.8	311.6	269.3	233.6	203.3
35°	736.6	726.1	666.7	588.8	495.1	392.1	339.3	293.1	245.5	209.9	176.9
37.5°	806.6	792.1	726.1	632.4	516.2	389.4	328.7	270.7	225.8	187.5	159.8
40°	895.1	875.2	796.1	685.2	549.2	390.8	319.5	253.5	208.6	167.7	145.3
42.5°	1000.7	971.6	881.9	749.8	582.2	393.4	314.1	237.6	195.4	151.8	134.6
45°	1119.5	1086.5	983.5	830.3	629.7	400.0	310.3	224.4	183.5	139.9	128.1
47.5°	1235.6	1202.7	1087.8	910.9	678.5	411.8	312.9	216.5	175.5	133.3	120.1
50°	1349.2	1314.9	1180.2	983.5	720.8	427.7	323.5	217.8	174.3	130.7	116.2
52.5°	1449.5	1407.3	1259.5	1040.2	751.2	438.3	332.7	221.8	175.5	129.4	114.9
55°	1549.9	1495.8	1322.8	1085.1	769.7	439.6	332.7	223.1	176.9	129.4	113.5
57.5°	1625.2	1563.1	1371.7	1111.5	776.2	433.0	324.8	216.5	169.0	128.1	110.9
60°	1672.6	1606.6	1405.9	1128.7	767.0	405.3	282.5	191.4	149.1	118.8	103.0
62.5°	1712.2	1644.9	1416.5	1099.7	689.2	322.1	220.4	155.8	124.1	105.6	95.0
65°	1721.5	1640.9	1342.6	971.6	538.6	223.1	159.8	122.8	101.7	93.7	85.8
67.5°	1581.6	1485.2	1128.7	760.4	367.0	153.1	118.8	100.4	87.2	83.2	80.5
70°	1285.8	1180.2	826.4	497.7	204.6	106.9	91.0	83.2	75.3	75.3	71.3
72.5°	829.1	719.4	423.8	212.6	104.3	81.8	74.0	71.3	64.7	66.0	62.1
74°	423.8	330.0	173.0	112.2	85.8	72.6	66.0	64.7	58.1	59.4	55.4
75°	215.2	170.3	121.4	93.7	79.2	68.6	60.8	60.8	52.8	54.1	50.1
77.5°	100.4	96.4	83.2	74.0	67.3	58.1	50.1	48.8	40.9	43.6	38.3
80°	70.0	70.0	64.7	62.1	55.4	47.6	38.3	38.3	30.4	31.7	27.7
82.5°	39.6	36.9	36.9	42.2	43.6	35.6	27.7	26.4	22.4	22.4	18.5
85°	17.2	19.8	23.7	29.1	31.7	27.7	19.8	18.5	11.9	11.9	6.6
87.5°	0.0	1.3	1.3	2.7	5.3	5.3	0.0	2.7	0.0	1.3	0.0
90°	0.0	0.0	0.0	0.0	0.0	0.0	0.0	0.0	0.0	0.0	0.0
92.5°	0.0	0.0	0.0	0.0	0.0	0.0	0.0	0.0	0.0	0.0	0.0
95°	1.0	1.0	1.0	1.0	1.0	1.0	1.0	1.0	1.0	1.0	1.0
97.5°	4.9	4.6	4.1	4.1	4.1	4.6	4.9	5.1	5.6	6.1	6.6
100°	27.4	27.1	26.6	25.6	26.6	27.1	27.4	27.6	28.4	29.2	29.9
102.5°	49.3	49.6	50.1	49.1	50.1	49.6	49.3	49.1	49.6	50.1	50.6
105°	71.1	71.6	72.6	70.6	72.6	71.6	71.1	70.6	71.1	71.6	72.1
107.5°	93.3	93.6	94.1	93.1	94.1	93.6	93.3	93.1	93.3	93.6	93.9



REPORT NUMBER: P228315  
 CATALOG NUMBER: ISS-AF-600-LED-E1-SL4-ULG

REPORT N  
 CATALOG

**CANDELA DISTRIBUTION (continued):**

**CANDELA**

	77.5°	80°	85°	90°	95°	100°	102.5°	105°	107.5°	110°	112.5°	
110°	115.8	116.1	116.6	115.6	116.6	116.1	115.8	115.6	115.8	116.1	116.4	0°
112.5°	138.6	139.1	140.1	138.1	140.1	139.1	138.6	138.1	138.3	138.6	138.9	2.5°
115°	162.1	162.6	163.7	162.6	163.7	162.6	162.1	161.6	161.6	161.6	161.6	5°
117.5°	184.6	185.2	186.2	184.1	186.2	185.2	184.6	184.1	184.3	184.6	184.9	7.5°
120°	209.2	209.7	210.7	208.7	210.7	209.7	209.2	208.7	208.7	208.7	208.7	10°
122.5°	235.3	236.3	238.3	237.3	238.3	236.3	235.3	234.3	234.1	233.7	233.4	12.5°
125°	260.6	261.4	262.9	261.9	262.9	261.4	260.6	259.8	259.8	259.8	259.8	15°
127.5°	285.2	285.9	287.4	284.4	287.4	285.9	285.2	284.4	284.2	283.9	283.6	17.5°
130°	309.7	310.5	312.0	310.0	312.0	310.5	309.7	308.9	308.7	308.4	308.1	20°
132.5°	334.3	335.0	336.6	334.5	336.6	335.0	334.3	333.5	333.3	333.0	332.7	22.5°
135°	357.5	358.0	359.1	358.0	359.1	358.0	357.5	357.0	356.8	356.5	356.2	25°
137.5°	379.5	380.5	382.6	380.5	382.6	380.5	379.5	378.5	378.3	378.0	377.7	27.5°
140°	402.0	403.0	405.1	403.0	405.1	403.0	402.0	401.0	400.5	400.0	399.5	30°
142.5°	423.3	424.0	425.5	424.5	425.5	424.0	423.3	422.5	422.3	422.0	421.7	32.5°
145°	444.8	445.5	447.0	445.0	447.0	445.5	444.8	444.0	443.8	443.4	443.1	35°
147.5°	464.2	464.9	466.5	463.4	466.5	464.9	464.2	463.4	463.2	462.9	462.6	37.5°
150°	480.8	481.8	483.9	480.8	483.9	481.8	480.8	479.8	479.8	479.8	479.8	40°
152.5°	498.0	498.7	500.2	497.2	500.2	498.7	498.0	497.2	497.2	497.2	497.2	42.5°
155°	516.4	517.1	518.6	516.6	518.6	517.1	516.4	515.6	515.4	515.1	514.7	45°
157.5°	531.1	532.4	535.0	531.9	535.0	532.4	531.1	529.9	529.7	529.4	529.1	47.5°
160°	543.0	543.7	545.2	543.2	545.2	543.7	543.0	542.2	542.2	542.2	542.2	50°
162.5°	550.9	551.4	552.4	549.3	552.4	551.4	550.9	550.3	550.9	551.4	551.9	52.5°
165°	561.1	561.6	562.6	560.6	562.6	561.6	561.1	560.6	561.1	561.6	562.1	55°
167.5°	572.9	573.9	575.9	573.9	575.9	573.9	572.9	571.8	571.6	571.3	571.0	57.5°
170°	580.2	581.5	584.1	582.1	584.1	581.5	580.2	579.0	578.5	578.0	577.5	60°
172.5°	581.9	582.6	584.1	581.0	584.1	582.6	581.9	581.0	580.8	580.5	580.2	62.5°
175°	581.9	582.6	584.1	581.0	584.1	582.6	581.9	581.0	581.5	582.1	582.6	65°
177.5°	588.0	588.7	590.2	587.2	590.2	588.7	588.0	587.2	587.2	587.2	587.2	67.5°
180°	589.2	589.2	589.2	589.2	589.2	589.2	589.2	589.2	589.2	589.2	589.2	70°
												72.5°
												74°
												75°
												77.5°
												80°
												82.5°
												85°
												87.5°
												90°
												92.5°
												95°
												97.5°
												100°
												102.5°
												105°
												107.5°

NUMBER: P228315  
 NUMBER: ISS-AF-600-LED-E1-SL4-ULG

REPORT NUMBER: P  
 CATALOG NUMBER:

**DISTRIBUTION (continued):**

**CANDELA DISTRIBUTION**

115°	117.5°	120°	122.5°	125°	127.5°	130°	135°	145°	155°	165°	110°	115°
576.9	576.9	576.9	576.9	576.9	576.9	576.9	576.9	576.9	576.9	576.9	110°	116.6
551.8	545.2	549.2	542.6	545.2	538.6	541.2	537.3	533.4	528.0	526.7	112.5°	139.1
516.2	510.9	509.5	503.0	504.3	499.0	493.8	487.1	479.3	468.6	464.7	115°	161.6
476.6	475.3	466.1	462.1	456.7	451.5	442.2	431.7	415.8	401.3	392.1	117.5°	185.2
442.2	438.3	425.1	418.5	410.6	404.0	390.8	376.2	353.8	331.3	319.5	120°	208.7
413.2	408.0	390.8	382.9	370.9	363.0	347.2	328.7	297.1	265.4	250.8	122.5°	233.2
389.4	381.6	361.7	349.8	334.0	326.1	308.9	282.5	244.2	211.2	191.4	125°	259.8
361.7	351.2	330.0	315.5	299.7	285.2	268.0	240.3	196.7	166.3	146.5	127.5°	283.4
331.3	318.1	295.7	275.9	258.7	245.5	228.4	200.7	157.1	133.3	122.8	130°	307.9
299.7	278.5	258.7	241.6	221.8	208.6	191.4	166.3	133.3	120.1	116.2	132.5°	332.5
266.7	243.0	223.1	205.9	187.5	175.5	161.0	141.3	121.4	117.5	117.5	135°	356.0
233.6	209.9	191.4	174.3	158.5	150.5	137.3	124.1	114.9	116.2	117.5	137.5°	377.5
203.3	179.5	162.3	149.1	134.6	129.4	118.8	110.9	109.6	113.5	114.9	140°	399.0
176.9	155.8	139.9	129.4	117.5	114.9	105.6	101.7	105.6	110.9	109.6	142.5°	421.5
154.5	137.3	121.4	114.9	104.3	103.0	96.4	93.7	99.0	105.6	105.6	145°	442.9
137.3	121.4	109.6	104.3	96.4	95.0	89.8	87.2	91.0	100.4	103.0	147.5°	462.4
122.8	113.5	101.7	96.4	91.0	88.5	85.8	83.2	84.5	96.4	97.7	150°	479.8
113.5	106.9	96.4	93.7	87.2	85.8	81.8	79.2	80.5	89.8	93.7	152.5°	497.2
106.9	101.7	92.4	91.0	84.5	83.2	79.2	76.6	77.8	85.8	89.8	155°	514.5
101.7	96.4	88.5	85.8	81.8	80.5	77.8	75.3	75.3	83.2	87.2	157.5°	528.9
99.0	93.7	85.8	83.2	79.2	77.8	75.3	72.6	74.0	80.5	83.2	160°	542.2
97.7	91.0	84.5	80.5	77.8	75.3	72.6	70.0	71.3	77.8	80.5	162.5°	552.4
97.7	89.8	84.5	80.5	76.6	72.6	71.3	67.3	70.0	75.3	79.2	165°	562.6
97.7	89.8	84.5	80.5	77.8	74.0	71.3	68.6	70.0	75.3	79.2	167.5°	570.8
95.0	88.5	85.8	81.8	80.5	76.6	75.3	72.6	72.6	79.2	85.8	170°	576.9
91.0	87.2	85.8	83.2	83.2	80.5	80.5	77.8	77.8	85.8	92.4	172.5°	580.0
85.8	83.2	84.5	83.2	83.2	83.2	81.8	81.8	81.8	88.5	96.4	175°	583.1
80.5	79.2	80.5	80.5	81.8	80.5	81.8	80.5	80.5	87.2	95.0	177.5°	587.2
72.6	72.6	74.0	72.6	74.0	74.0	75.3	75.3	75.3	79.2	87.2	180°	589.2
63.3	62.1	63.3	62.1	64.7	62.1	64.7	66.0	64.7	66.0	70.0		
56.8	55.4	56.8	55.4	58.1	55.4	56.8	56.8	55.4	44.9	38.3		
51.5	50.1	51.5	50.1	52.8	50.1	52.8	51.5	48.8	33.0	31.7		
40.9	36.9	40.9	36.9	39.6	35.6	38.3	33.0	25.1	23.7	23.7		
30.4	26.4	29.1	25.1	23.7	18.5	19.8	18.5	17.2	18.5	18.5		
18.5	13.2	15.9	11.9	14.5	10.5	13.2	11.9	10.5	10.5	10.5		
9.2	6.6	9.2	5.3	7.9	5.3	6.6	6.6	4.0	4.0	4.0		
1.3	0.0	2.7	0.0	2.7	0.0	1.3	1.3	0.0	0.0	0.0		
0.0	0.0	0.0	0.0	0.0	0.0	0.0	0.0	0.0	0.0	0.0		
0.0	0.0	0.0	0.0	0.0	0.0	0.0	0.0	0.0	0.0	0.0		
1.0	1.0	1.0	1.0	1.0	1.0	1.0	1.0	1.0	1.0	1.0		
7.2	8.7	10.2	11.8	13.3	12.3	11.3	9.2	4.1	3.1	2.0		
30.7	31.2	31.7	32.2	32.7	32.2	31.7	30.7	22.5	14.3	10.2		
51.1	51.4	51.7	52.0	52.2	52.0	51.7	51.1	46.0	38.9	32.7		
72.6	72.6	72.6	72.6	72.6	72.4	72.1	71.6	67.5	62.4	57.3		
94.1	94.3	94.6	94.9	95.1	94.6	94.1	93.1	90.0	85.9	81.8		

'228315  
 ISS-AF-600-LED-E1-SL4-ULG

REPORT NUMBER: P228315  
 CATALOG NUMBER: ISS-AF-600

**TION (continued):**

**CANDELA DISTRIBUTION (con**

117.5°	120°	122.5°	125°	127.5°	130°	135°	145°	155°	165°		175°	180°
116.6	116.6	116.6	116.6	116.1	115.6	114.6	112.5	108.4	105.4	0°	576.9	576.9
139.1	139.1	139.1	139.1	138.6	138.1	137.1	135.0	132.0	128.9	2.5°	522.8	524.1
161.6	161.6	161.6	161.6	161.1	160.6	159.6	157.5	154.5	152.4	5°	458.1	462.1
184.9	184.6	184.3	184.1	183.9	183.6	183.1	181.1	178.0	175.9	7.5°	386.8	389.4
208.7	208.7	208.7	208.7	208.2	207.7	206.6	205.6	202.5	200.5	10°	311.6	314.1
233.2	233.2	233.2	233.2	233.0	232.7	232.2	231.2	228.1	226.1	12.5°	240.3	243.0
259.6	259.3	259.0	258.8	258.6	258.3	257.8	256.8	253.7	252.7	15°	180.9	178.2
283.6	283.9	284.2	284.4	283.9	283.4	282.3	280.3	278.2	276.2	17.5°	138.6	136.0
307.9	307.9	307.9	307.9	307.4	306.9	305.9	304.8	300.7	299.7	20°	117.5	117.5
332.5	332.5	332.5	332.5	331.6	330.9	329.4	328.4	325.3	324.3	22.5°	114.9	113.5
356.0	356.0	356.0	356.0	355.2	354.5	352.9	352.9	348.8	346.8	25°	116.2	114.9
377.5	377.5	377.5	377.5	377.0	376.4	375.4	375.4	372.4	371.3	27.5°	116.2	114.9
399.0	399.0	399.0	399.0	398.7	398.4	397.9	396.9	394.9	393.8	30°	113.5	112.2
421.5	421.5	421.5	421.5	420.9	420.4	419.4	419.4	416.3	417.4	32.5°	109.6	108.2
443.1	443.4	443.8	444.0	443.4	442.9	441.9	440.9	437.8	437.8	35°	105.6	105.6
462.9	463.4	463.9	464.4	464.2	463.9	463.4	462.4	458.3	457.3	37.5°	103.0	104.3
480.3	480.8	481.3	481.8	481.6	481.3	480.8	479.8	475.7	474.6	40°	99.0	100.4
497.4	497.7	498.0	498.2	498.0	497.7	497.2	496.1	493.1	494.1	42.5°	95.0	96.4
514.7	515.1	515.4	515.6	515.4	515.1	514.5	514.5	512.5	513.5	45°	91.0	92.4
529.4	529.9	530.4	530.9	530.9	530.9	530.9	530.9	527.8	528.9	47.5°	87.2	87.2
542.7	543.2	543.7	544.2	544.2	544.2	544.2	544.2	541.1	541.1	50°	81.8	81.8
552.9	553.4	553.9	554.4	554.2	553.9	553.4	553.4	550.3	551.4	52.5°	80.5	80.5
563.4	564.2	564.9	565.7	565.5	565.2	564.7	564.7	560.6	561.6	55°	80.5	80.5
571.3	571.8	572.3	572.9	572.9	572.9	572.9	573.9	570.8	571.8	57.5°	83.2	83.2
577.1	577.5	577.8	578.0	578.2	578.5	579.0	580.0	578.0	579.0	60°	91.0	92.4
580.5	581.0	581.5	582.1	581.9	581.5	581.0	582.1	580.0	582.1	62.5°	106.9	108.2
583.9	584.6	585.3	586.2	585.9	585.6	585.1	585.1	582.1	583.1	65°	122.8	125.4
588.0	588.7	589.4	590.2	590.2	590.2	590.2	591.3	587.2	588.2	67.5°	124.1	128.1
589.2	589.2	589.2	589.2	589.2	589.2	589.2	589.2	589.2	589.2	70°	120.1	124.1
										72.5°	83.2	83.2
										74°	36.9	35.6
										75°	31.7	30.4
										77.5°	23.7	23.7
										80°	17.2	15.9
										82.5°	9.2	9.2
										85°	2.7	2.7
										87.5°	0.0	0.0
										90°	0.0	0.0
										92.5°	0.0	0.0
										95°	1.0	1.0
										97.5°	2.0	2.0
										100°	8.2	8.2
										102.5°	28.6	28.6
										105°	55.2	55.2
										107.5°	78.8	79.8



REPORT NUMBER: P228315

CATALOG NUMBER: ISS-AF-600-LED-E1-S

**CANDELA DISTRIBUTION (continued):**

	175°	180°
110°	104.3	103.3
112.5°	126.8	126.8
115°	150.4	149.4
117.5°	173.9	172.9
120°	199.5	197.4
122.5°	225.0	224.0
125°	251.6	249.6
127.5°	275.2	273.1
130°	298.7	296.7
132.5°	321.2	320.2
135°	344.7	343.7
137.5°	368.3	367.2
140°	391.8	390.8
142.5°	415.3	413.3
145°	435.8	434.8
147.5°	454.2	454.2
150°	472.6	471.6
152.5°	491.0	490.0
155°	511.5	510.5
157.5°	526.8	524.8
160°	539.1	537.0
162.5°	548.3	547.3
165°	559.6	558.5
167.5°	568.8	567.7
170°	575.9	574.9
172.5°	579.0	578.0
175°	582.1	580.0
177.5°	586.2	585.1
180°	589.2	589.2

(END OF REPORT)

Cooper Lighting Solutions Photometric Lab  
1121 Highway 74 South  
Peachtree City, GA 30269

Scaled Data Report

